


ACC SURAKSHA TILE FIX-111

ACC SURAKSHA TILE FIX- 111 is a polymer modified, cementitious adhesive, that can be used in slurry form, on Semi wet screed, for wet-on-wet fixing of tiles , as well as an adhesive paste for fixing tiles on floor and wall



KEY FEATURES

- Ready to use, only water to be added
- Better bond than conventional cement slurry
- Very high pot life ensures high speed of tiling & no Wastage
- Faster to apply due to good spreadable properties
- Suitable for fixing small size ceramic and mosaic tiles


STANDARDS

Type 1 as per IS15477-2019

TECHNICAL PROPERTIES

- Mixed density:-1.60-1.90 Kg/ltr
- Pot life:- 4-5 hrs
- Adjustable time:- 30-40 minutes
- W/P :- 40-45 % for Slurry application
- Tensile adhesive strength:- $\geq 0.5\text{N/mm}^2$, 28days
- Shear adhesion strength :- $\geq 1.00\text{N/mm}^2$, 28days
- Bulk density:- 1.40-1.60 Kg/ltr
- Open time;- 30-40 minutes
- W/P :- 22-25 % for Wall application


USES & APPLICATIONS



For Internal tiling application on walls



For Internal tiling application on floors



Tile repairs & Rehabilitation works

ADVANTAGES

- Free flowing slurry consistency
- No settlement
- Shrinkage resistance
- Dual use: Can be used as Slurry adhesive, or as thin set tile adhesive
- High adjustable time

PACKAGING, SHELF LIFE & STORAGE

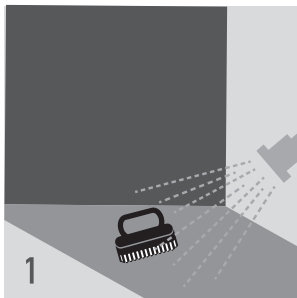
- Available in 40kg Ad Star bag
- 6 months from the date of manufacturing
- Store in a dry place away from moisture

COVERAGE

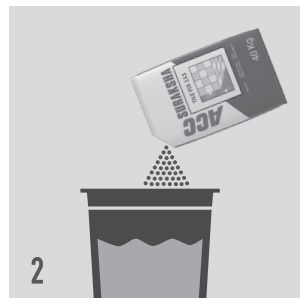
Wall Application: A 40Kg bag of ACC Suraksha Tile fix-111 gives 110-120 Sq ft coverage of 3mm thickness with W/P-22-25%

Floor Application: A 40Kg bag of ACC Suraksha Tile fix-111 gives 180-200 Sq ft coverage of 1-3mm thickness with W/P-40-45%


SURFACE PREPARATION, MIXING & APPLICATION




1
Surface should be cleaned properly by removing all loose particles, oil grease etc. Surface needs to be pre-wetted with clean water.



2
Pour required quantity of Tile fix 111 into water (22-25 % for wall application and 40-45% for floor application) to get desired consistency.



3
Briefly stir the mixture before application. Apply ACC Suraksha Tile fix-111 with 6-8 mm notch trowel for wall application.



4
Briefly stir the mixture before application. Apply ACC Suraksha Tile Fix 111 with a suitable notch trowel on surface.

SAFETY INSTRUCTION

- Use proper PPE's while using this product to avoid any kind of respiratory issues or skin irritation. In case of contact with eyes, rinse with plenty of water
- Contact Doctor immediately
- Keep out of reach of Children

Disclaimer: All the above mentioned in this brochure is to be treated as general guidance only. Specific product technical advice regarding its usage & test data should be sought for based on different conditions. An experienced technical advisory team is available to give technical details upon request. For more details contact below

Marketed by: ACC LIMITED, 121 M.K. Road, Mumbai 400020,

Contact : Customer Care Manager | Phone : 1800 1033 444 | Email: acchelp@acclimited.com